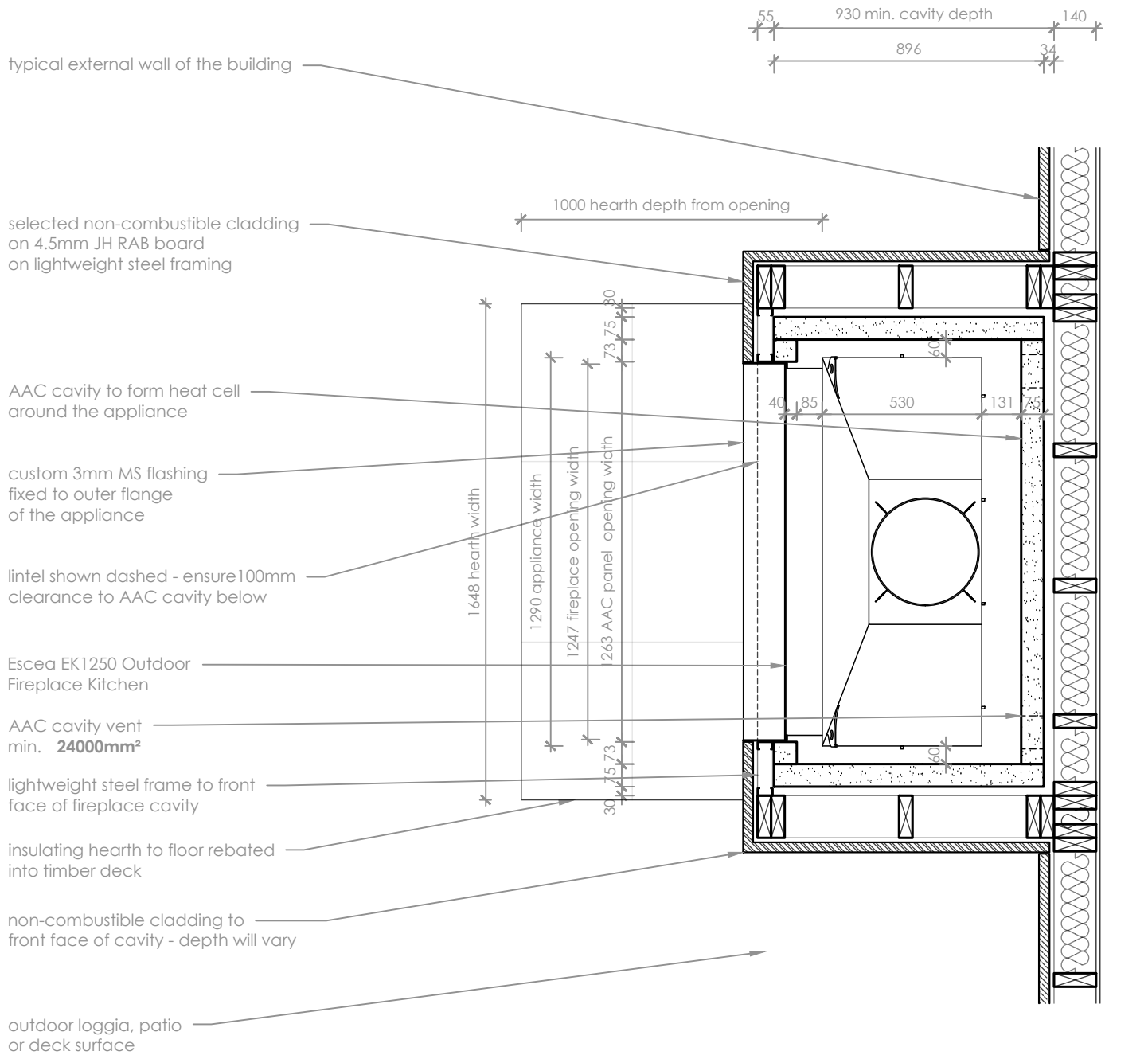


EK1250 Outdoor Fireplace - Timber Cavity Detail



Plan

scale 1:20

Notes:

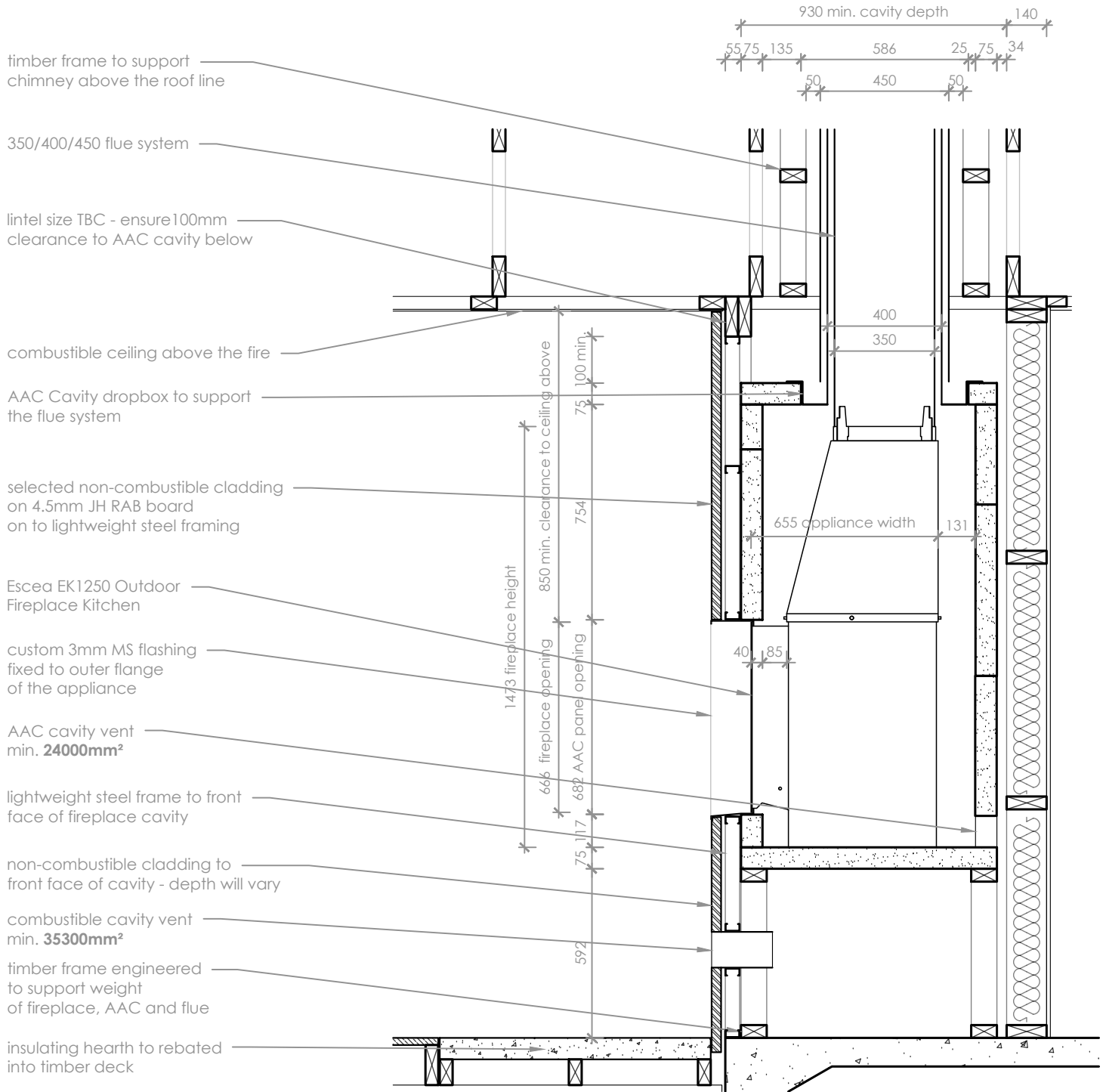
- All dimensions are in mm. DO NOT SCALE OFF THESE DRAWINGS.
- This detail sheet is for the installation of an **EK1250 Outdoor Fireplace** into the exterior of a building, and within a timber framed cavity.
- Some parts of this fire and the cavity into which it is installed, may get hot during operation. Ensure any materials used are heat resistant and non-combustible to resist deformation or degradation. Escea takes no responsibility for material selection.
- Follow the manufacturer's instructions for specifying and installing wall claddings, finishes and AAC Panels.
- Lightweight steel framing is intended to be non-loadbearing.
- The minimum hearth depth is 300mm, but a 1000mm hearth (in accordance with AS/NZS2918) is recommended and required when the fireplace is installed less than 790mm off Floor Level.
- For flue detailing refer to the requisite Timber Cavity Flue Technical Detail, which can be found at www.escea.com
- This technical sheet must be read in conjunction with the EK Series Installation Manual, the latest version can be found on our website at www.escea.com

GENERAL CONSTRUCTION AND FINISHES SHOWN INDICATIVE ONLY

Contact the **ESCEA Architectural Advisory Team** for assistance with the specification of this fire - aa@escea.com

EK1250 Outdoor Fireplace - Timber Cavity Detail

FIRE BY **escea.**



Section - Side

scale 1:20

Notes:

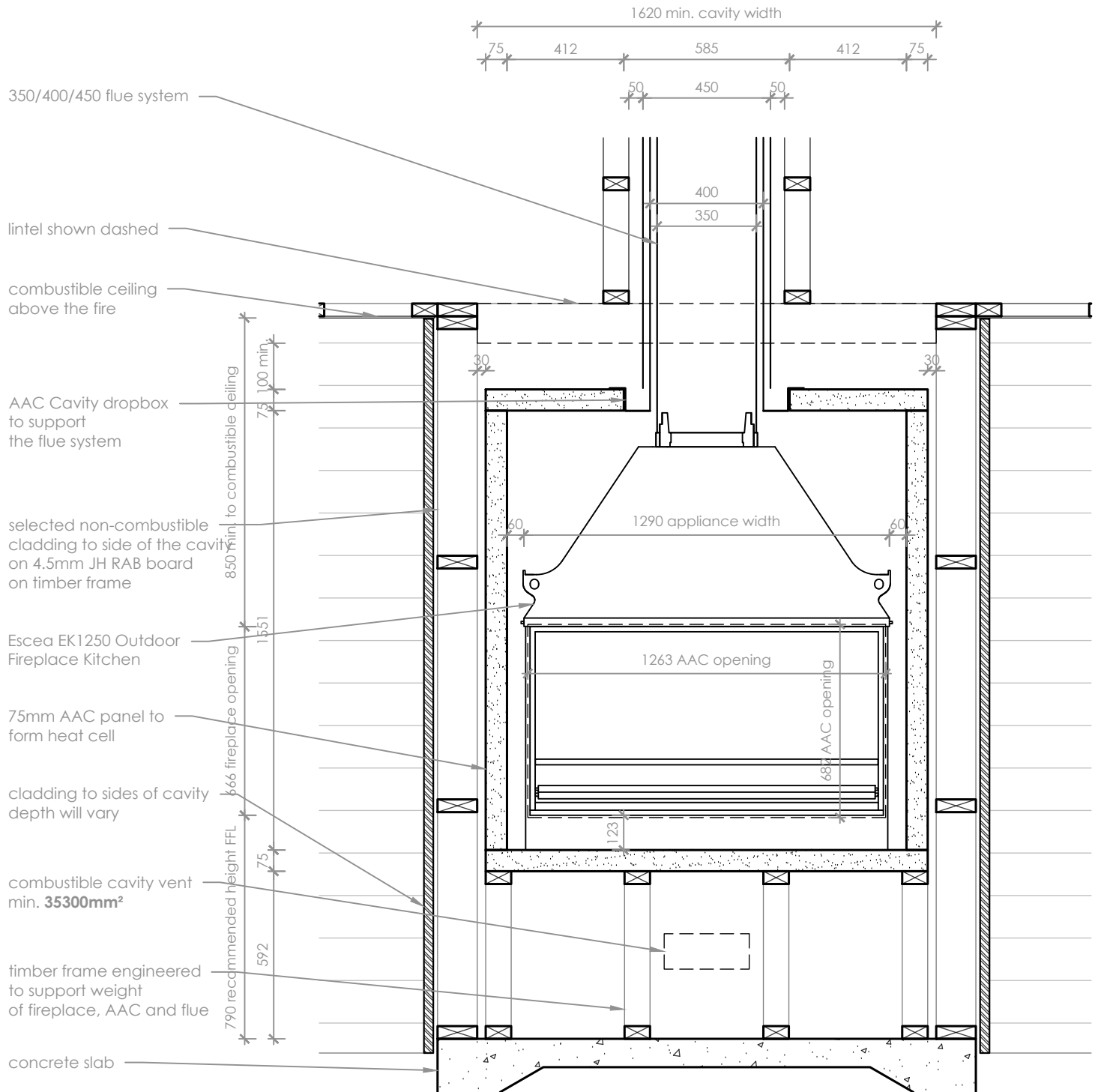
- All dimensions are in mm. DO NOT SCALE OFF THESE DRAWINGS.
- This detail sheet is for the installation of an **EK1250 Outdoor Fireplace** into the exterior of a building, and within a timber framed cavity.
- Some parts of this fire and the cavity into which it is installed, may get hot during operation. Ensure any materials used are heat resistant and non-combustible to resist deformation or degradation. Escea takes no responsibility for material selection.
- Follow the manufacturer's instructions for specifying and installing wall claddings, finishes and AAC Panels.
- Lightweight steel framing is intended to be non-loadbearing.
- The minimum hearth depth is 300mm, but a 1000mm hearth (in accordance with AS/NZS2918) is recommended and required when the fireplace is installed less than 790mm off Floor Level.
- For flue detailing refer to the requisite Timber Cavity Flue Technical Detail, which can be found at www.escea.com
- This technical sheet must be read in conjunction with the EK Series Installation Manual, the latest version can be found on our website at www.escea.com

GENERAL CONSTRUCTION AND FINISHES SHOWN INDICATIVE ONLY

Contact the **ESCEA Architectural Advisory Team** for assistance with the specification of this fire - aa@escea.com

EK1250 Outdoor Fireplace - Timber Cavity Detail

FIRE BY **escea.**



Section - Front

scale 1:20

Notes:

- All dimensions are in mm. DO NOT SCALE OFF THESE DRAWINGS.
- This detail sheet is for the installation of an **EK1250 Outdoor Fireplace** into the exterior of a building, and within a timber framed cavity.
- Some parts of this fire and the cavity into which it is installed, may get hot during operation. Ensure any materials used are heat resistant and non-combustible to resist deformation or degradation. Escea takes no responsibility for material selection.
- Follow the manufacturer's instructions for specifying and installing wall claddings, finishes and AAC Panels.
- Lightweight steel framing is intended to be non-loadbearing.
- The minimum hearth depth is 300mm, but a 1000mm hearth (in accordance with AS/NZS2918) is recommended and required when the fireplace is installed less than 790mm off Floor Level.
- For flue detailing refer to the requisite Timber Cavity Flue Technical Detail, which can be found at www.escea.com
- This technical sheet must be read in conjunction with the EK Series Installation Manual, the latest version can be found on our website at www.escea.com

GENERAL CONSTRUCTION AND FINISHES SHOWN INDICATIVE ONLY

Contact the ESCEA Architectural Advisory Team for assistance with the specification of this fire - aa@escea.com